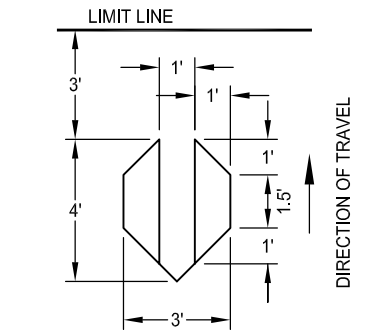


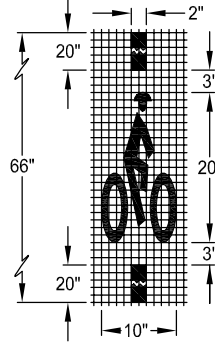
**BIKE LOOP INSTALLATION AT MAJOR INTERSECTION WITH RIGHT TURN LANE**

**NOTES:**

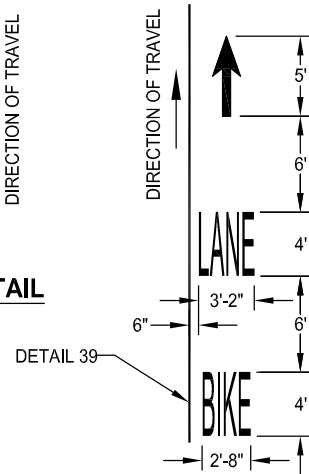
1. THE BASEPLATE FOR THE 1B POLE SHALL BE LOCATED ADJACENT TO THE LIMIT LINE, FLUSH WITH THE BACK OF CURB AND 1' BEHIND TACTILE STRIP.
2. THE BIKE PUSH BUTTON (BPB) SHALL BE THE LARGE ADA TYPE WITH A 2" DIAMETER BUTTON BY SYNCHRONEX IASY 2121-41 (GREEN) OR IDC HS-799 ADA (OLIVE), AS INDICATED IN THE CITY SPECIFICATION.
3. FOR BIKE LANE WITH LESS THAN 3 FEET IN WIDTH, MEASURING FROM BIKE LANE STRIPE AND LIP OF GUTTER, USE 3/4 SIZE OF BIKE LANE LEGEND.
4. BIKE LANE LEGENDS, ARROWS AND BIKE DETECTOR SYMBOLS SHALL BE 2 COATS OF PAINT.



**BIKE LOOP DETECTOR DETAIL**  
NOT TO SCALE

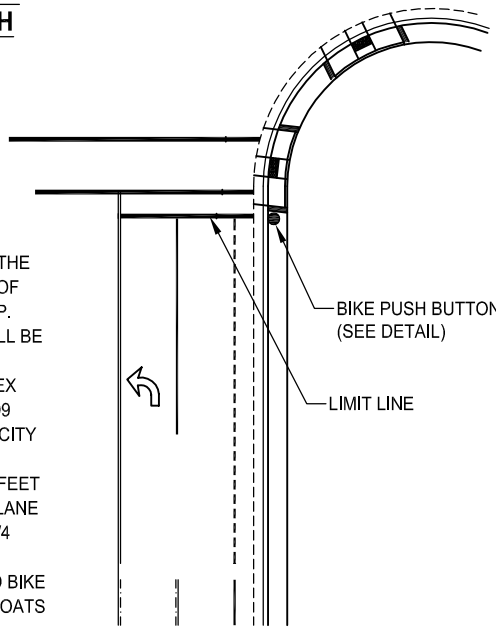


**BIKE DETECTOR SYMBOL DETAIL**  
NOT TO SCALE

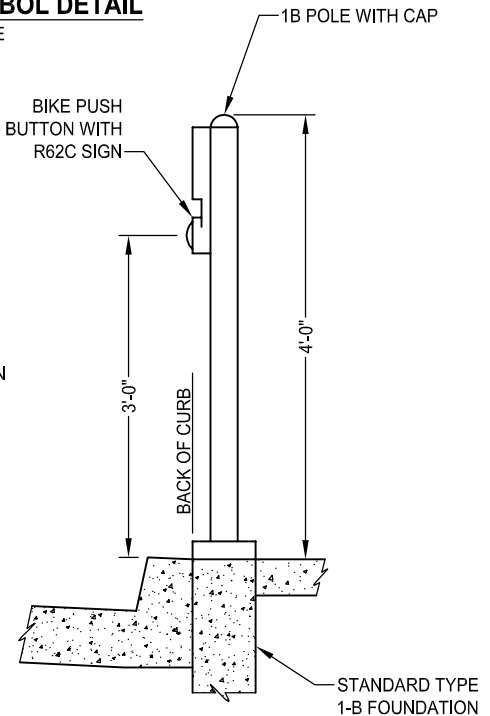


**BIKE LANE LEGEND DETAIL**  
NOT TO SCALE

SEE MUTCD 2003, MUTCD 2003 CALIFORNIA SUPPLEMENT AND CALTRANS STD. PLAN A-24A AND A-24D FOR PAVEMENT MARKING, ARROW AND LEGEND.



**BIKE PUSH BUTTON INSTALLATION ADJACENT TO BIKE LANE**  
NOT TO SCALE



**BIKE PUSH BUTTON DETAIL**  
NOT TO SCALE

DATE: 06/09/2009		NOT TO SCALE	
REVISION	BY	APPROVED	DATE
1	DC	DY	06/09/2009

CITY OF ELK GROVE - PUBLIC WORKS

**BICYCLE LOOP AND BICYCLE PUSH BUTTON INSTALLATION DETAIL**

APPROVED BY: \_\_\_\_\_

CITY ENGINEER

DRAWING NUMBER

**T - 7**

